

Noting paper by the Secretariat to the Executive Committee on the use of the Permanent Conference website (website analytics)

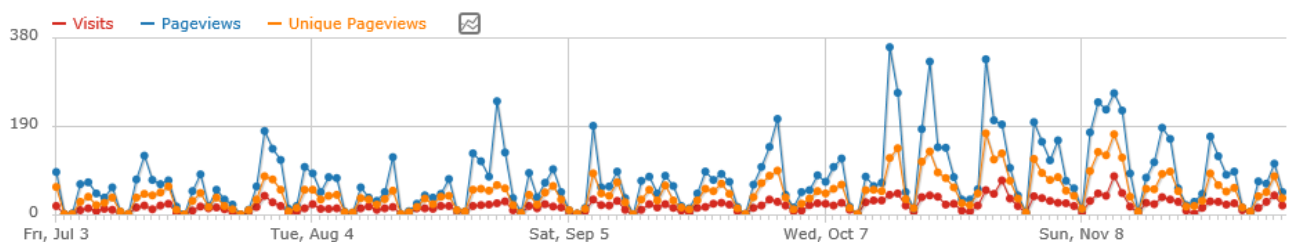
The permanent Conference website has been operating since April 2015. This report provides information on the use of the permanent Conference website.

The Secretariat submitted a noting paper in July 2015 to the previous Committee which informed the Committee on the website use since it was launched.


This report reflects on the time period ranging from July to December 2015. There has been a significant increase in the number of visits since July 2015. The website has been visited nearly 2800 times. The picture below gives an overview of the number of visits; page views; downloads etc.

WEBSITE: ICDPPC FROM 2015-07-03 TO 2015-12-03 ALL VISITS

Evolution over the period



Report

 <b>2,790</b> visits	 <b>12,129</b> pageviews, <b>6,954</b> unique pageviews
 <b>6 min 58s</b> average visit duration	 <b>80</b> total searches on your website, <b>69</b> unique keywords
 <b>35%</b> visits have bounced (left the website after one page)	 <b>2,705</b> downloads, <b>2,262</b> unique downloads
 <b>5.5</b> actions (page views, downloads, outlinks and internal site searches) per visit	 <b>330</b> outlinks, <b>228</b> unique outlinks
 <b>1.54s</b> average generation time	 <b>197</b> max actions in one visit

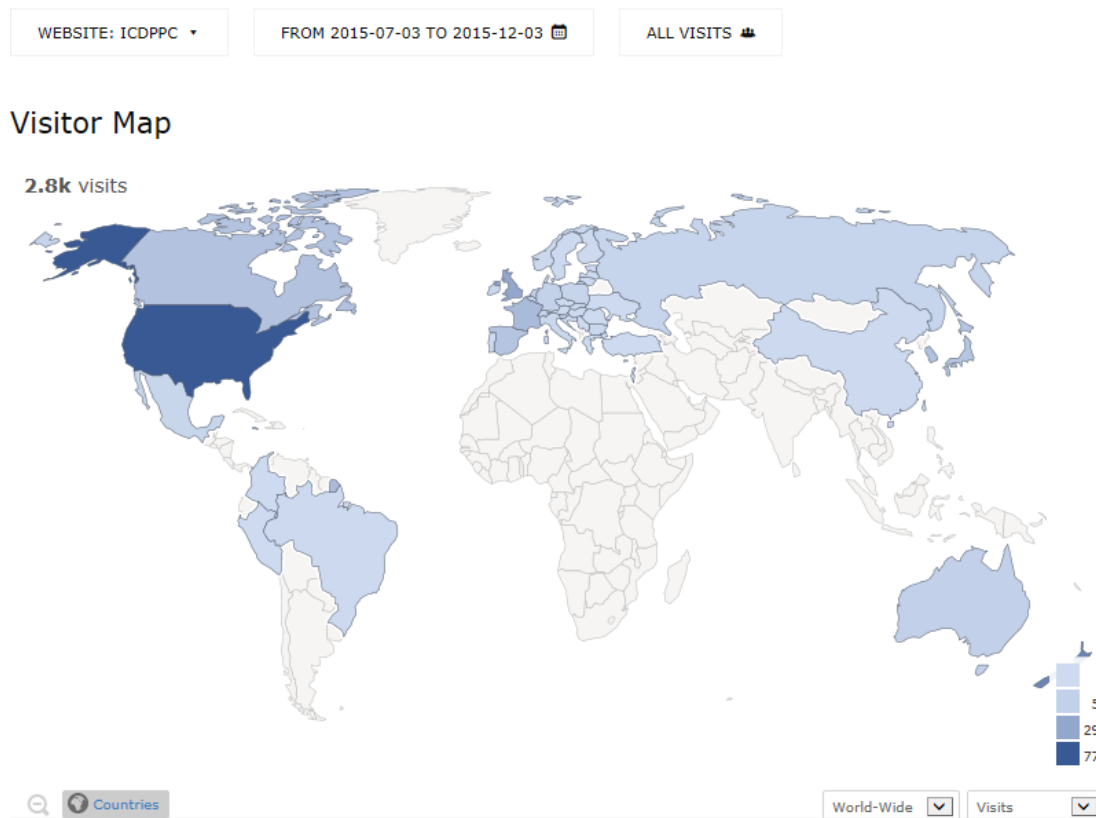
The picture below lists the pages that have been visited the most and number of page views.

WEBSITE: ICDPPC ▾ FROM 2015-07-03 TO 2015-12-03 📅 ALL VISITS 📊

## Pages

PAGE URL	PAGEVIEWS
⊕ <b>document-archive</b>	3,618
🔗 <a href="#">/index</a>	2,644
⊕ <b>participation-in-the-conference</b>	2,762
⊕ <b>news-events</b>	1,699
⊕ <b>the-conference-and-executive-committee</b>	933
⊕ <b>icdppc-executive-committee-secretariat</b>	291
⊕ <b>wp-content</b>	118
🔗 <a href="#">/?attachment_id=1641</a>	14
⊕ <b>icdppc-newsletter-volume-1-edition-2-march-2015</b>	13
🔗 <a href="#">/?attachment_id=1850</a>	19
⊕ <b>events</b>	4
Page URL not defined	2
⊕ <b>wpcontent</b>	3

The picture below gives a detailed presentation on member countries that have visited the website.



The pie diagram below gives a break down on the number of visits based on continents.

